


Commercial Turbo

The Best Non-Salt, Non-Chemical Technology...



**ECOsmarte®
Point-of-Entry
Well Water
Turbo System**



Property Address _____

 Watercheck Notes _____

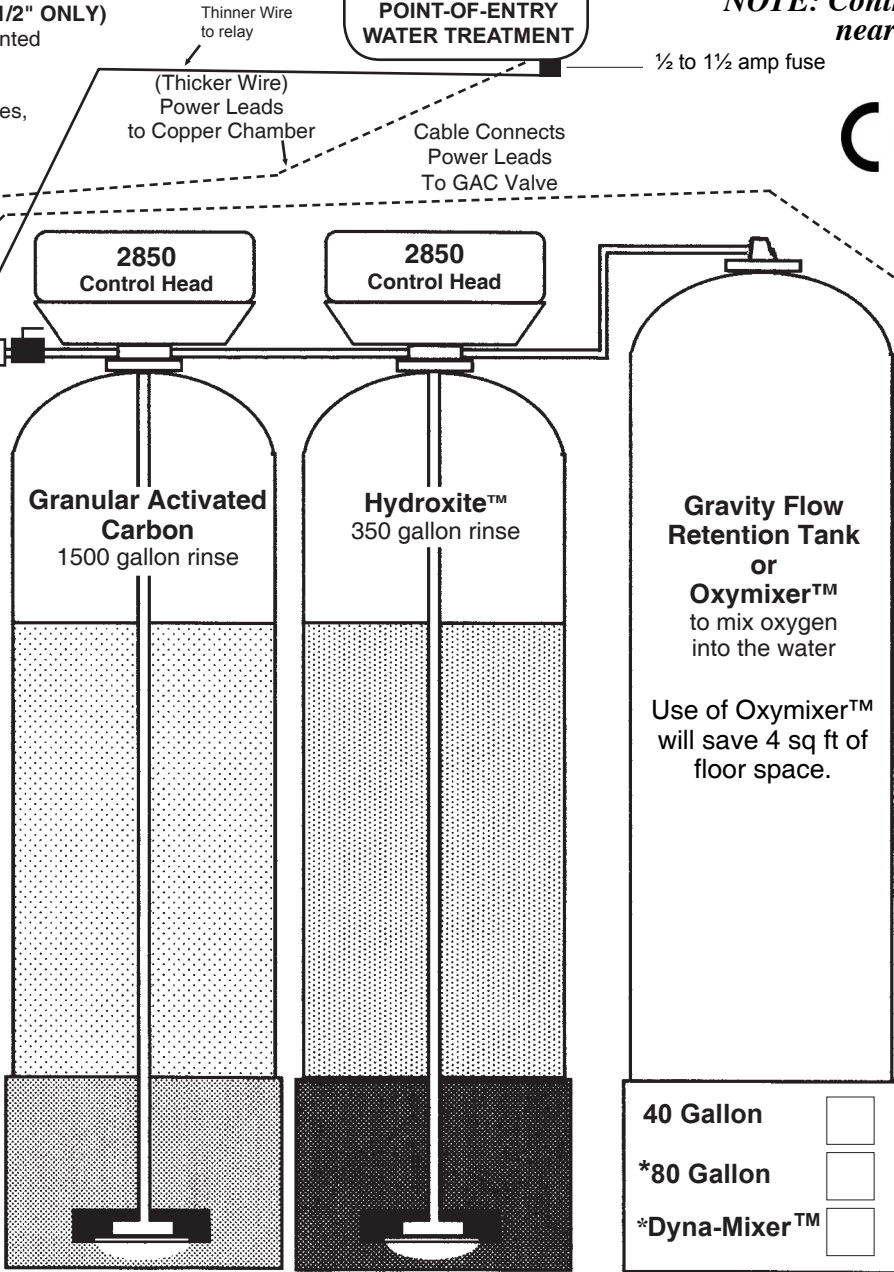
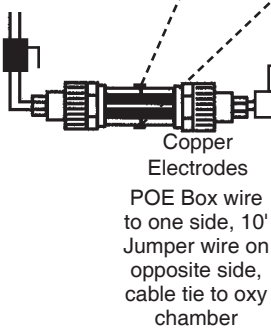
Power Setting HIGH
(unless factory specified)

NOTE: Control Box to Head nearest well

Flow Switch (COMMERCIAL 1 1/2" ONLY)

- If plumbing permits, ideally mounted on clean water side of filters.
- Lights will circle on control box, indicating power to the electrodes, when faucet is opened.

To Home



BOTTOM:
Sterile Pea Rock
(Larger Rock on Bottom)

NOTE: A Full System Bypass is recommended, not illustrated. There are four (4) Shut-off Ball Valves to be installed on the Well Water system. (One on either side of both electrode chambers). All will be helpful in future cleaning and maintenance. All four are shown above:

***Larger size for Bacterial Control, and outdoor irrigation with iron present.**

Reviewed By:

